


MOD | -01



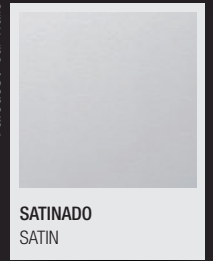
Techo / Ceiling



PANEL LED
LED PANEL

Acero Inox / Stainless Steel

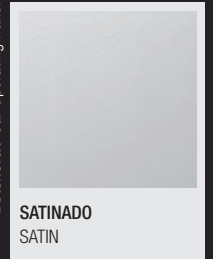
Paredes / Car Walls



SATINADO
SATIN

Acero Inox / Stainless Steel

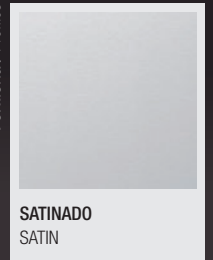
Botonera / Car Operating Panel



SATINADO
SATIN

Acero Inox / Stainless Steel

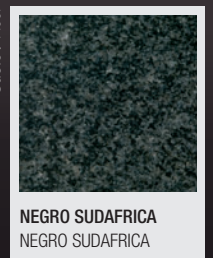
Perfilera / Profiles



SATINADO
SATIN

Acero Inox / Stainless Steel

Suelo / Floor



NEGRO SUDAFRICA
NEGRO SUDAFRICA

Granito Natural / Natural Granites



ENTRECALLE RECTA / BETWEEN SLATS STRAIGHT



Acabados incluidos en precio base del modelo

Paños: Chapa galvanizada forrada de acero inoxidable satinado con entrecalles de acero inoxidable satinado.

Techo: Abatible de chapa pintada negra con metacrilato blanco opal, iluminación por tubos fluorescentes.

Suelo: Goma círculos negra.

Perfilería: Acero inoxidable satinado

Embocaduras: Acero inoxidable satinado.

Espejo: Plata, de seguridad de 4 mm con canto pulido, ½ altura al fondo. Falso pasamanos bajo espejo.

Botonera: Hueco para botonera de placa (botonera de columna opcional).

Features included in the model base price

Car walls: Galvanised plate lined with satin stainless steel, with satin stainless steel between-slats.

Ceiling: Hinged black painted plate with opal white methacrylate, fluorescent tubes lighting.

Floor: Rubber stud black.

Profiles: Satin stainless steel

Car Entrance: Satin stainless steel.


Mirror: Silver, 4 mm safety glass with polished edge, ½ height on rear wall. False handrail below mirror.

Car operating panel: Hole for plate operating panel (column operating panel optional).

MOD | -01




Techo / Ceiling



Acero inox + Cristal
Stainless steel + Glass

CRISTAL MATIZADO
TINTED GLASS


Paredes / Car Walls



Acero inox / Stainless Steel

SATINADO
SATIN


Botonera / Car Operating Panel



Acero inox / Stainless Steel

SATINADO
SATIN

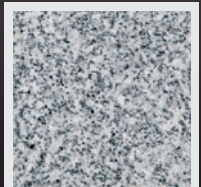
Perfilera / Profiles



Acero inox / Stainless Steel

SATINADO
SATIN

Suelo / Floor



Granito Natural / Natural Granite

GRIS QUINTANA
GRIS QUINTANA



ENTRECALLE RECTA / BETWEEN SLATS STRAIGHT



Acabados incluidos en precio base del modelo

Paños: Chapa galvanizada forrada de acero inoxidable satinado con entrecalles de acero inoxidable satinado.

Techo: Abatible de chapa pintada negra con metacrilato blanco opal, iluminación por tubos fluorescentes.

Suelo: Goma círculos negra.

Perfilería: Acero inoxidable satinado

Embocaduras: Acero inoxidable satinado.

Espejo: Plata, de seguridad de 4 mm con canto pulido, ½ altura al fondo. Falso pasamanos bajo espejo.

Botonera: Hueco para botonera de placa (botonera de columna opcional).

Features included in the model base price

Car walls: Galvanised plate lined with satin stainless steel, with satin stainless steel between-slats.

Ceiling: Hinged black painted plate with opal white methacrylate, fluorescent tubes lighting.

Floor: Rubber stud black.

Profiles: Satin stainless steel

Car Entrance: Satin stainless steel.

Mirror: Silver, 4 mm safety glass with polished edge, ½ height on rear wall. False handrail below mirror.

Car operating panel: Hole for plate operating panel (column operating panel optional).